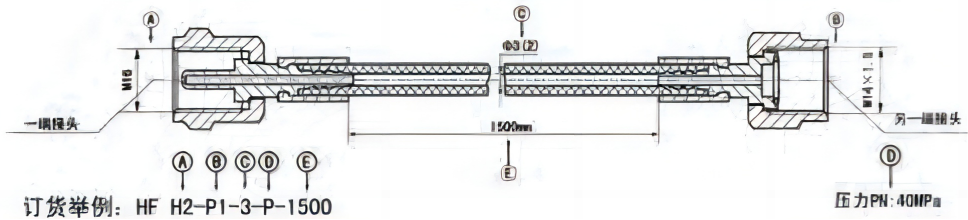


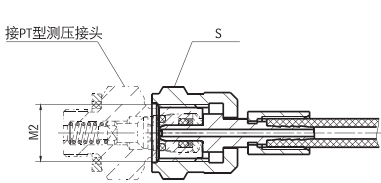
测压软管及测压接头

五、软管总成示例图 Example of hose assembly



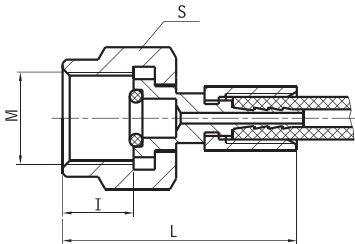
六、接头连接尺寸 Construction size

1、快换式 Quick fitting:HFH*



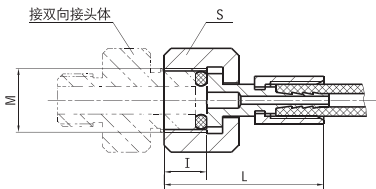
H*	M2	d	L	S	备注remark
H1	M12×1.25	$\phi 3.3$	22	17	
H2	M16	$\phi 3.3$	22	19	
H3	M14×1.5	$\phi 3.3$	22	17	
H4	M16×1.5	$\phi 3.3$	22	19	
H43	-	$\phi 3.3$	19	-	

2、直接接压力表 Direct to pressure gauge:HFP*



P*	M/d	I	L	S	备注remark
P1	M14×1.5	10	34	17	
P2	M20×1.5	14	40	24	
P3	G1/4"-19	10	34	17	
P4	M30×1.5	20	48	36	
P5	G1/2"-14	14	40	24	
P6	M10×1	8	30	14	

3、外固定螺纹式: Thread:HFG*



G*	M	I	L	S	备注remark
G1	M12×1.25	6	30	17	
G2	M14×1.5	8	32	17	
G3	M16×1.5	8	32	19	
G6	M10×1	8	32	14	
G7	M14×1	10	34	17	
G8	M16×1	10	34	19	
G21	7/16"-20UNF	10	34	14	
G22	1/2"20UNF	12	36	17	
G23	9/16"-18UNF	12	36	19	